

This article was downloaded by:

On: 25 January 2011

Access details: *Access Details: Free Access*

Publisher *Taylor & Francis*

Informa Ltd Registered in England and Wales Registered Number: 1072954 Registered office: Mortimer House, 37-41 Mortimer Street, London W1T 3JH, UK



Nucleosides, Nucleotides and Nucleic Acids

Publication details, including instructions for authors and subscription information:

<http://www.informaworld.com/smpp/title~content=t713597286>

Carbocyclic Thymidine Analogues for Use as Potential Therapeutic Agents

Katherine L. Seley-Radtke^a; Naresh K. Sunkara^a

^a Department of Chemistry and Biochemistry, University of Maryland Baltimore County, Baltimore, Maryland, USA

To cite this Article Seley-Radtke, Katherine L. and Sunkara, Naresh K.(2009) 'Carbocyclic Thymidine Analogues for Use as Potential Therapeutic Agents', *Nucleosides, Nucleotides and Nucleic Acids*, 28: 5, 633 — 641

To link to this Article: DOI: 10.1080/15257770903091920

URL: <http://dx.doi.org/10.1080/15257770903091920>

PLEASE SCROLL DOWN FOR ARTICLE

Full terms and conditions of use: <http://www.informaworld.com/terms-and-conditions-of-access.pdf>

This article may be used for research, teaching and private study purposes. Any substantial or systematic reproduction, re-distribution, re-selling, loan or sub-licensing, systematic supply or distribution in any form to anyone is expressly forbidden.

The publisher does not give any warranty express or implied or make any representation that the contents will be complete or accurate or up to date. The accuracy of any instructions, formulae and drug doses should be independently verified with primary sources. The publisher shall not be liable for any loss, actions, claims, proceedings, demand or costs or damages whatsoever or howsoever caused arising directly or indirectly in connection with or arising out of the use of this material.

CARBOCYCLIC THYMIDINE ANALOGUES FOR USE AS POTENTIAL THERAPEUTIC AGENTS

Katherine L. Seley-Radtke and Naresh K. Sunkara

Department of Chemistry and Biochemistry, University of Maryland Baltimore County, Baltimore, Maryland, USA

□ The discovery of azidothymidine's (AZT) activity against human immunodeficiency virus (HIV) provided strong rationale for the design of additional thymidine analogues. One drawback of many nucleoside analogues is the toxicity that often arises due to phosphorylation by cellular kinases. In order to overcome this problem, a number of truncated nucleosides lacking the 4'-hydroxymethyl group have been synthesized. In that regard, the synthesis and preliminary biological results for two truncated carbocyclic thymidine analogues are presented herein.

Keywords Carbocyclic; nucleosides; pyrimidine; SAHase; neplanocin; aristeromycin

INTRODUCTION

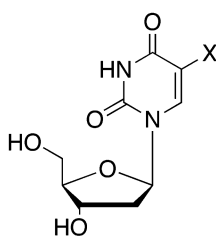
Despite the significant biological activity exhibited by a variety of novel unnatural nucleosides, the pursuit of new analogues continues in an effort to decrease toxicity and improve efficacy in various biological systems.^[1] As a result, manipulation of the nucleoside scaffold both in the heterocyclic base and the sugar moiety has resulted in a number of potent antiviral and anticancer drugs.^[1–4] In that regard, a number of uridine and 5-substituted 2'-deoxyuridine nucleoside analogues (shown in Figure 1) such as 5-(E)-(bromovinyl)-2'-deoxyuridine (BVDU,^[5–7] **A**), 5-trifluoromethyl-2'-deoxyuridine (F3TDR, **B**), 5-iodo-2'-deoxyuridine (IUDR, **C**)^[8] and 5-bromo-2'-deoxyuridine (**D**), and 5-fluoro-2'-deoxyuridine (**E**) have exhibited antiviral and/or anticancer activity.^[7,9–11]

Received 6 February 2009; accepted 28 May 2009.

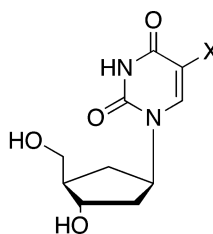
This work was supported by the National Institutes of Health (RO1 CA97634, KSR). The authors also want to thank Dr. Sunny Zhou of Northeastern University for performing the SAHase assays.

In honor of and in celebration of Morris J. Robins' 70th birthday.

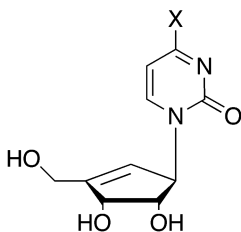
Address correspondence to Katherine L. Seley-Radtke, University of Maryland Baltimore County, Baltimore, MD, 21250, USA. E-mail: kseley@umbc.edu



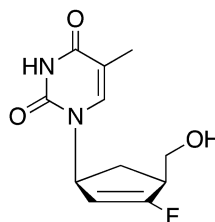
A; X=CH=CHBr, BVDU
B; X=I, IUDR
C; X=CF₃, trifluorothymidine
D; X=Br, 5-bromo-2'-deoxyuridine
E; X=F, 5-fluoro-2'-deoxyuridine



F; X=CH₃, carbocyclic thymidine
G; X=I, carbocyclic 5-iodo-2'-deoxyuridine
H; X=Br, carbocyclic 5-bromo-2'-deoxyuridine
I; X=NH₂, carbocyclic 5-amino-2'-deoxyuridine



J; X=OH, cyclopentenyl uridine (CPUC)
K; X=NH₂, cyclopentenyl cytosine (CPEC)



L; Carbocyclic-L-fluorothymidine

FIGURE 1 Biologically significant pyrimidine nucleosides.

One particular structural modification that has proven fruitful is found in the carbocyclic nucleosides.^[12–16] Carbocyclic nucleosides possess a methylene group in place of the furanose oxygen in the sugar moiety of the nucleoside. This structural change imparts significant stability to the glycosidic bond, as well as increasing the overall lipophilicity of the nucleoside.^[17,18] A number of carbocyclic nucleosides have been synthesized and many have been found to possess potent biological activity, including the naturally occurring Neplanocin (NpcA) and Aristeromycin (Ari).^[9,17,19–21] To date most have been purine analogues, however due to the significant biological activity found among 2'-deoxy and 5-substituted 2'-deoxy pyrimidines the synthesis of the analogous carbocyclic nucleosides was also of interest and indeed, several have proven to be active.^[9,10,18,22,23]

In that regard, the carbocyclic analogue of thymidine (**F**) (Figure 1) exhibited activity against leukemia L1210 cell lines, as well as HSV-1 with a MIC₅₀ of 0.8 µg/mL.^[9,22,23] Furthermore, carbocyclic analogues of 5-substituted uridine (**G–J**) were found to be highly active *in vitro* against the herpes simplex virus, both type 1 and 2.^[9,17,20,22,23] The 5-iodo uridine analogue (**G**) proved to be the most active against HSV-1 with a MIC₅₀ in the range of 0.1–0.5 µg/mL.^[9,22,23] Other examples of biologically

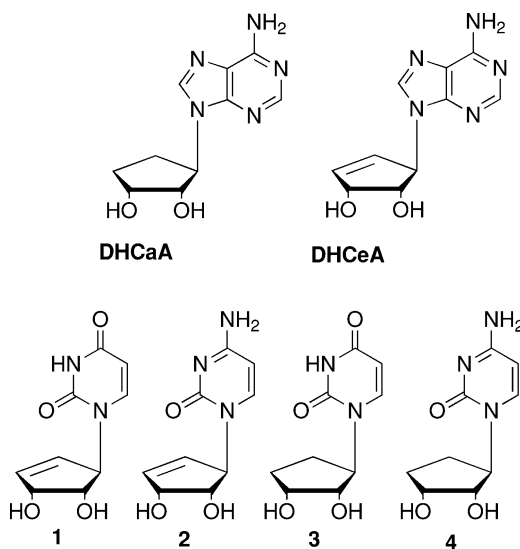


FIGURE 2 Truncated purine carbocyclic nucleosides.

active carbocyclic pyrimidine analogues include cyclopentenyl cytosine (CPE-C, **K**, Figure 1),^[22,23] for which potent anti-West Nile activity was observed.^[24,25] Additionally, Chu et al. reported that L-fluorothymidine (**L**, Figure 1) exhibited moderate activity against HIV.^[24] The encouraging activity exhibited by the pyrimidine nucleoside analogues and in particular, thymidine analogues, provide an impetus to synthesize and explore the therapeutic activities of these analogues.

Despite their potent activity, one of the drawbacks of some carbocyclic nucleosides has been their susceptibility to phosphorylation by cellular kinases, resulting in significant cytotoxicity for the triphosphate analogues.^[26] In response to this, strategic removal of the 4'-hydroxymethyl group of aristeromycin (Ari) and neplanocin (NpcA) resulted in the development of new analogues (1'R,2'S,3'R)-9-(2',3'-dihydroxycyclopentan-1'-yl)adenine (DHCaA) and (1'R,2'S,3'R)-9-(2',3'-dihydroxycyclopent-4'-enyl)adenine (DHCeA) (Figure 1).^[27] Interestingly, both DHCaA and DHCeA retained potent antiviral activity but exhibited reduced cytotoxicity since neither DHCaA nor DHCeA serve as substrates for adenosine kinase or adenosine deaminase, both major causes of cytotoxicity associated with Ari and NpcA.^[28]

Related to this, we recently reported the synthesis of several carbocyclic uridine and cytidine nucleoside analogues possessing the truncated scaffold (Figure 2).^[30] The cytidine analogue **2** exhibited interesting activity against S-adenosylhomocysteine hydrolase (SAHase) and SAH nucleosidase. This finding was interesting because **2** is a pyrimidine analogue and these are adenosine-metabolizing enzymes.

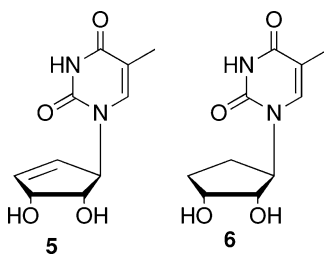


FIGURE 3 Proposed truncated thymidine carbocyclic targets.

As a logical extension to our previous studies of truncated pyrimidine nucleosides, synthesis of thymidine analogues **5** and **6** (Figure 3) was considered and the results are reported herein.

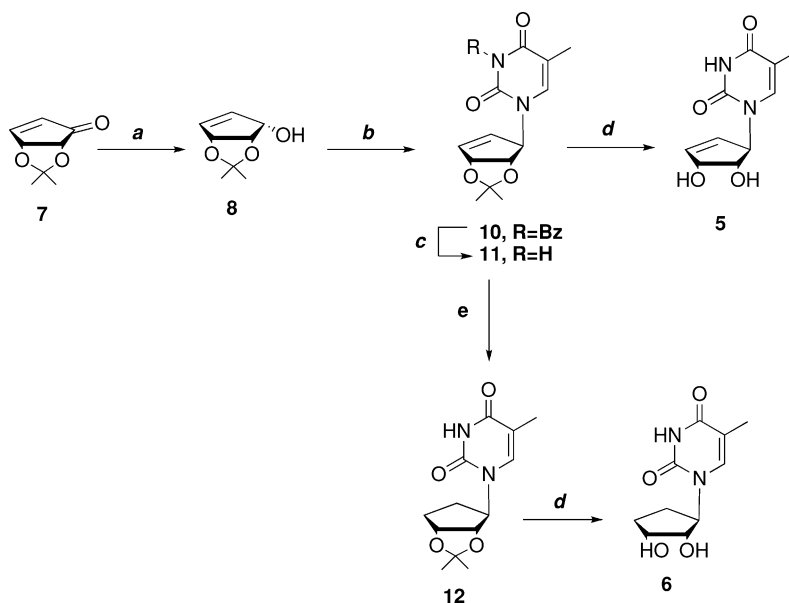
RESULTS AND DISCUSSION

Traditional Mitsunobu coupling of the thymine ring to an appropriate cyclopentyl intermediate was envisioned as a logical route to realize the targets **5** and **6**.^[30–32] Synthesis began with the reduction of the known protected carbocyclic ketone **7**, a common building block in carbocyclic nucleoside research that is obtained from commercially available D-ribose in five steps.^[33] Using literature methods,^[34] the carbonyl group on intermediate **7** was stereospecifically reduced to the down alcohol **8** using Luche^[35] conditions with cerium (III) chloride heptahydrate as shown in Scheme 1. Compound **8** was then coupled to N³-Bz-thymine **9** using Mitsunobu conditions to afford **10** in 60% yield.^[30–32]

Next, the benzoyl-protecting group on **10** was deblocked (Scheme 1) by treatment with a 1% NaOH solution in MeOH to afford intermediate **11** in 75% yield.^[30,32] The isopropylidene group of analogue **11** was then removed using a mixture of TFA and H₂O (2:1) in THF to result in the first thymidine target **5**.^[30]

In order to obtain the saturated target **6**, protected intermediate **11** was reduced using 10% Pd/C and H₂ at 25 psi to give **12** in 90% yield.^[28,30] The isopropylidene group of **12** was then deprotected under standard conditions to quantitatively provide **6**.^[28,36]

Carbocyclic thymidine analogues **5** and **6** were then screened against the National Cancer Institute's 60 cell lines, as well as subjected to broad screen testing against a number of viruses by Southern Research Institute. Unfortunately neither **5** nor **6** showed any meaningful activity. In addition, because of the unexpected inhibitory activity exhibited by our previous truncated pyrimidine analogues against SAHase, **5** and **6** were also assayed against this enzyme.^[30] Not surprisingly however, since, as previously mentioned, SAHase is almost exclusively an adenosine-metabolizing enzyme, neither of



SCHEME 1 Synthesis of 5 and 6. Reagents and conditions: a, $\text{CeCl}_3 \cdot 7\text{H}_2\text{O}$, NaBH_4 , MeOH , 0°C ; b, i) PPh_3 , DIAD , CH_3CN , 0°C to rt, 24 h; c, NaOH , MeOH , 12 h; d, $\text{TFA}:\text{H}_2\text{O}$ (2:1), 1 h, rt; e, 10% Pd/C , H_2 , 25 psi, 25 min, rt.

these compounds proved to be an inhibitor. Current efforts are underway to investigate additional modifications, and the results of those studies will be reported as they become available.

EXPERIMENTAL

General Experimental Methods

All chemicals were obtained from commercial sources and used without further purification unless otherwise noted. Anhydrous DMF, MeOH , DMSO, and toluene were purchased from Fisher Scientific. Anhydrous THF, acetone, CH_2Cl_2 , CH_3CN , and ether were obtained using a solvent purification system (mBraun Labmaster 130). NMR solvents were purchased from Cambridge Isotope Laboratories (Andover, MA, USA). All ^1H and ^{13}C NMR spectra were obtained on a JEOL ECX 400 MHz NMR, operated at 400 and 100 MHz respectively, and referenced to internal tetramethylsilane (TMS) at 0.0 ppm. The spin multiplicities are indicated by the symbols s (singlet), d (doublet), dd (doublet of doublets), t (triplet), q (quartet), m (multiplet), and b (broad). Reactions were monitored by thin-layer chromatography (TLC) using 0.25 mm Whatman Diamond silica gel 60-F254 precoated plates. Column chromatography was performed using silica gel (63–200 μm) from Dynamic Adsorptions Inc. (Norcross, GA, USA), and

eluted with the indicated solvent system. Yields refer to chromatographically and spectroscopically (^1H and ^{13}C NMR) homogeneous materials. Mass spectra were recorded at the Johns Hopkins Mass Spectrometry Facility. Elemental analyses were recorded at Atlantic Microlabs, Inc. (Norcross, GA, USA). All chemicals were obtained from commercial sources and used without further purification unless otherwise noted.

Preparation of 1-(2'-3'-*O*-Isopropylidenedioxycyclopent-1-yl)-thymine (11)

To $\mathbf{8}^{[35]}$ (0.75 g, 4.8 mmol), N^3 -benzoylthymine (2.2 g, 9.61 mmol) and PPh_3 (3.14 g, 12 mmol) in anhydrous CH_3CN (500 mL) at 0°C was added dropwise diisopropylazodicarboxylate (2.42 g, 12 mmol, 2.36 mL). After stirring at room temperature for 15 hours, the mixture was concentrated and purified by column chromatography eluting with EtOAc:hexane (3:1) to afford 1.71 g of **10** as a white solid (66%). ^1H NMR (400 MHz, $\text{DMSO}-d_6$) δ 1.32 (3 H, s); 1.38 (3 H, s); 1.84 (3 H, s); 4.68 (1 H, m); 5.31 (1 H, dd); 5.37 (1 H, dd); 5.79 (1 H, m); 6.21 (1 H, m); 7.22 (1 H, s); 7.51 (2 H, m); 7.72 (1 H, m); 7.92 (2 H, m). ^{13}C NMR (75 MHz, $\text{DMSO}-d_6$) δ 21.1, 22.4, 24.7, 26.4, 60.2, 68.8, 83.3, 84.7, 110.1, 111.7, 129.2, 129.4, 130.3, 131.6, 135.2, 138.7, 149.9, 163.5, 169.3, 171.5.

NaOH (10 mL, 1% in MeOH) was added to **10** (1.7 g, 4.7 mmol) and the mixture allowed to stir at room temperature for 12 hours, then neutralized with 1M HCl. The mixture was evaporated and the resulting residue dissolved in EtOAc (50 mL), washed with H_2O (25 mL), dried (anhydrous MgSO_4), and the solvent evaporated under vacuum. The residue was purified by column chromatography eluting with EtOAc:hexane (4:1) to afford 0.95 g of **11** as a white solid (79%). ^1H NMR (400 MHz, CD_3OD) δ 1.29 (3 H, s); 1.37 (3 H, s); 1.82 (3 H, s); 4.61 (1 H, d); 5.38 (1 H, m); 5.41 (1 H, m); 5.79 (1 H, m); 6.21 (1 H, m); 7.11 (1 H, s). ^{13}C NMR (75 MHz, $\text{DMSO}-d_6$) δ 24.6, 26.4, 60.23, 68.24, 83.47, 84.7, 110.1, 111.6, 129.4, 138.2, 151.4, 165.1, 171.5. HRMS: Calcd for $\text{C}_{13}\text{H}_{16}\text{N}_2\text{O}_4$ ($\text{M}+\text{H}$) $^+$, 265.1111; Found, 265.1429.

Preparation of 1(2',3'-Dihydroxycyclopent-2-enyl)-thymine (5)

To a mixture of trifluoroacetic acid and H_2O (2:1, 50 mL) was added **11** (0.21 g, 0.75 mmol) and the mixture stirred for 2 hours. The solvent was removed under vacuum and the residue purified by column chromatography eluting with EtOAc:MeOH, (10:1) to afford 0.13 g of **5** as a white solid (78%). ^1H NMR (400 MHz, CD_3OD) δ 1.85 (3H, s); 4.11(1H, m); 4.04 (1H, t); 4.57(1H, m); 6.17 (1H, m); 7.19 (1H, m). ^{13}C NMR (75 MHz, CD_3OD) 10.9, 66.3, 72.9, 76.4, 110.4, 132.8, 136.3, 137.9, 151.9, 165.2. Anal. Calcd for

C₁₀H₁₂N₂O₄ (0.10 H₂O): C, 53.30, H, 5.40, N, 12.10. Found: C, 53.32, H, 5.50, N, 12.04.

Preparation of 1-(2',3'-O-Isopropylidinedioxycyclopent-1-yl)-thimine (12)

To a solution of **11** (0.500 g, 1.89 mmol) in MeOH (10 mL) Pd/C (10%, 0.040 g) was added and the mixture subjected to hydrogenation conditions at a pressure of 0.17 MPa for 20 minutes. The mixture was filtered and the filtrate concentrated under vacuum to afford 0.498 g of **12** as a white solid (quantitative). ¹H NMR (400 MHz, CD₃OD) δ 1.26 (3 H, s); 1.37 (3 H, s); 1.81 (3 H, s); 1.88–1.98 (2 H, m); 4.63 (1 H, d); 5.35 (1 H, m); 5.41 (1 H, m); 5.79 (1 H, m); 6.21 (1 H, m); 7.11 (1 H, s). ¹³C NMR (75 MHz, DMSO-*d*₆) δ 24.6, 26.4, 60.3, 68.3, 83.5, 84.7, 110.1, 111.6, 129.1, 138.2, 151.3, 165.1, 171.5. HRMS: Calcd for C₁₃H₁₈N₂O₄ (M+H)⁺, 267.1267; Found, 267.1340.

Preparation of 1-(2',3'-Dihydroxycyclopentyl)-thimine (6)

Compound **12** (0.200 g, 0.75 mmol) was dissolved in a mixture of trifluoroacetic acid and water (2:1, 50 mL) and stirred for 2 hours. The solvent was removed under vacuum and the residue purified by column chromatography eluting with EtOAc: MeOH (10:1) to afford 0.16 g of **6** as a white solid (quantitative). ¹H NMR (400 MHz, DMSO) δ 1.42–1.52 (2 H, m); 1.72–1.78 (3 H, m); 1.89–1.97 (2 H, m); 3.81–3.87 (1 H, m); 3.96–4.18 (1 H, m); 4.52–4.54 (1 H, d); 4.56–4.62 (1 H, m); 4.78–4.82 (1 H, d); 7.53–7.56 (1 H, d); 11.2 (1 H, s). ¹³C NMR (75 MHz, DMSO) 15.5, 19.9, 26.2, 59.8, 77.2, 85.9, 110.9, 137.5, 150.9, 163.8. Anal. Calcd. for C₁₀H₁₄N₂O₄ (0.10 H₂O); C, 52.62, H, 6.22, N, 11.70. Found: C, 52.65, H, 6.34, N, 11.83.

REFERENCES

1. De Clercq, E. Antivirals and Antiviral strategies. *Nature Reviews* **2004**, 2, 704–720.
2. De Clercq, E. New approaches toward anti-HIV chemotherapy. *J. Med. Chem.* **2005**, 48, 1297–1313.
3. De Clercq, E. Antiviral activity spectrum and target of action of different classes of Nucleoside analogues. *Nucleosides Nucleotides* **1994**, 13, 1271–1295.
4. Robins, R.K.; Revankar, G.R. *Advances in Anti Viral Drug Design*, JAI Press: Greenwich, 1993.
5. Griengl, H.; Hayden, W.; Penn, G.; De Clercq, E.; Rosenwirth, B. Phosphonoformate and phosphonoacetate derivatives of 5-substituted 2'-deoxyuridines: synthesis and antiviral activity. *J. Med. Chem.* **1988**, 31, 1831–1839.
6. Jones, A.S.; Sayers, J.R.; Walker, R.T.; De Clercq, E. Synthesis and antiviral properties of (E)-5-(2-bromovinyl)-2'-deoxycytidine-related compounds. *J. Med. Chem.* **1988**, 31, 268–271.
7. Russ, P.; Schelling, P.; Scapozza, L.; Folkers, G.; Clercq, E.D.; Marquez, V.E. Synthesis and biological evaluation of 5-substituted derivatives of the potent antiherpetic agent (north)-methanocarbothymine. *J. Med. Chem.* **2003**, 46, 5045–5054.
8. Balzarini, J.; Baumgartner, H.; Bodenteich, M.; De Clercq, E.; Griengl, H. Synthesis and Antiviral Activity of the Enantiomeric Forms of Carba-5-iodo-2'-deoxyuridine and Carba-(E)-5-(2-bromovinyl)-2'-deoxyuridine. *J. Med. Chem.* **1989**, 32, 1861–1865.

9. Shealy, Y.F.; O'Dell, C.A.; Shannon, W.M.; Arnett, G. Carbocyclic analogues of 5-substituted uracil nucleosides: synthesis and antiviral activity. *J. Med. Chem.* **1983**, *26*, 156–161.
10. Prusoff, W.H.; Chen, M.S.; Fischer, P.H.; Lin, T.S.; Shiau, G.T.; Schinazi, R.F.; Walker, J. Antiviral iodinated pyrimidine deoxyribonucleosides: 5-iodo-2'-deoxyuridine; 5-iodo-2'-deoxycytidine; 5-iodo-5'-amino-2',5'-dideoxyuridine. *Pharmacol. Ther.* **1979**, *7*, 1–34.
11. Prusoff, W.H.; Ward, D.C.; Lin, T.S.; Chen, M.S.; Shiau, G.T.; Chai, C.; Lentz, E.; Capizzi, R.; Idriss, J.; et al. Recent studies on the antiviral and biochemical properties of 5-halo-5'-amino-deoxyribonucleosides. *Ann. N. Y. Acad. Sci.* **1977**, *284*, 335–341.
12. Agrofoglio, L.; Suhas, E.; Farese, A.; Condom, R.; Challand, S.R.; Earl, R.A.; Guedj, R. Synthesis of carbocyclic nucleosides. *Tetrahedron* **1994**, *50*, 10611–70.
13. Jenny, T.F.; Horlacher, J.; Previsani, N.; Benner, S.A. Carbocyclic Analogs of Nucleosides. *Helv. Chim. Acta* **1992**, *75*, 1944–1954.
14. Ogawa, A.; Shuto, S.; Tanaka, M.; Sasaki, T.; Mori, S.; Shigeta, S.; Matsuda, A. Nucleosides and Nucleotides. 186. Synthesis and Biological Activities of Pyrimidine Carbocyclic Nucleosides with a Hydroxylamino Group Instead of a Hydroxymethyl Group at the 4'-Position of the Sugar Moiety. *Chem. Pharm. Bull.* **1999**, *47*, 1000–1005.
15. Marquez, V.E.; Lim, M.-I. Carbocyclic nucleosides. *Med. Res. Rev.* **1986**, *6*, 1–40.
16. Zhu, X.-F. The Latest Progress in the Synthesis of Carbocyclic Nucleosides. *Nucleosides Nucleotides Nucleic Acids* **2000**, *19*, 651–690.
17. Marquez, V.E. Carbocyclic nucleosides. In *Advances in Antiviral Drug Design*, ed. E. De Clercq JAI Press, Greenwich, CT, 1996; Vol. 2, pp. 89–146.
18. Marquez, V.E.; Lim, M.I.; Treanor, S.P.; Plowman, J.; Priest, M.A.; Markovac, A.; Khan, M.S.; Kaskar, B.; Driscoll, J.S. Cyclopentenylcytosine. A carbocyclic nucleoside with antitumor and antiviral properties. *J. Med. Chem.* **1988**, *31*, 1687–94.
19. Beres, J.; Sagi, G.; Tomoskozi, I.; Gruber, L.; Baitz-Gacs, E.; Otvos, L.; De Clercq, E. Stereospecific synthesis and antiviral properties of different enantiomerically pure carbocyclic 2'-deoxyribonucleoside analogues derived from common chiral pools: (+)-(1R,5S)- and (-)-(1S,5R)-2-oxabicyclo[3.3.0]oct-6-en-3-one. *J. Med. Chem.* **1990**, *33*, 1353–1360.
20. Smee, D.F.; Wandersee, M.K.; Bailey, K.W.; Wong, M.H.; Chu, C.K.; Gadthula, S.; Sidwell, R.W. Cell line dependency for antiviral activity and in vivo efficacy of N-methanocarbothymidine against orthopoxvirus infections in mice. *Antiviral Res.* **2007**, *73*, 69–77.
21. De Clercq, E. Carbocyclic adenosine analogues as S-adenosylhomocysteine hydrolase inhibitors and antiviral agents: recent advances. *Nucleosides Nucleotides* **1998**, *17*, 625–634.
22. De Clercq, E.; Bernaerts, R.; Shealy, Y.F.; Montgomery, J.A. Broad-spectrum antiviral activity of carbodine, the carbocyclic analogue of cytidine. *Biochem. Pharmacol.* **1990**, *39*, 319–325.
23. De Clercq, E.; Murase, J.; Marquez, V.E. Broad-spectrum antiviral and cytotoxic activity of cyclopentenylcytosine, a carbocyclic nucleoside targeted at CTP synthetase. *Biochem. Pharmacol.* **1991**, *41*, 1821–1829.
24. Song, G.Y.; Paul, V.; Choo, H.; Morrey, J.; Sidwell, R.W.; Schinazi, R.F.; Chu, C.K. Enantiomeric synthesis of D- and L-cyclopentenyl nucleosides and their antiviral activity against HIV and West Nile virus. *J. Med. Chem.* **2001**, *44*, 3985–3993.
25. Wang, J.; Jin, Y.; Rapp, K.L.; Schinazi, R.F.; Chu, C.K. D- and L-2',3'-didehydro-2',3'-dideoxy-3'-fluoro-carbocyclic nucleosides: synthesis, anti-HIV activity and mechanism of resistance. *J. Med. Chem.* **2007**, *50*, 1828–39.
26. Glazer, R.I.; Knode, M.C. Neplanocin, A. A Cyclopentyl Analog of Adenosine with Specificity for Inhibiting RNA Methylation. *J. Biol. Chem.* **1984**, *259*, 12964–12969.
27. Hasobe, M.; Liang, H.; Ault-Riche, D.B.; Borcharding, D.R.; Wolfe, M.S.; Borchardt, R.T. (1'R, 2'S, 3'R)-9-(2',3'-Dihydroxycyclopentan-1'-yl)-adenine and -3-Deaza-adenine: Analogues of Aristeromycin Which Exhibit Potent Antiviral Activity with Reduced Toxicity. *Antivir. Chem. Chemother.* **1993**, *4*, 245–248.
28. Hasobe, M.; McKee, J.G.; Borcharding, D.R.; Borchardt, R.T. 9-(trans-2', trans-3'-Dihydroxycyclopent-4'-enyl)-Adenine and -3-deazaadenine: analogs of neplanocin A Which retain potent antiviral activity but exhibit reduced cytotoxicity. *Antimicrob. Agents Chemother.* **1987**, *31*, 1849–1851.
29. Hasobe, M.; McKee, J.G.; Borcharding, D.R.; Keller, B.T.; Borchardt, R.T. Effects of 9-(trans-2', trans-3'-Dihydroxycyclopent-4'-enyl)-Adenine and -3-Deazaadenine on the Metabolism of S-Adenosylhomocysteine in Mouse L929 Cells. *Mol. Pharmacol.* **1988**, *33*, 713–720.

30. Mosley, S.L.; Bakke, B.A.; Sadler, J.M.; Sunkara, N.K.; Dorgan, K.M.; Zhou, Z.S.; Seley-Radtke, K.L. Carbocyclic pyrimidine nucleosides as inhibitors of S-adenosylhomocysteine hydrolase. *Bioorg. Med. Chem.* **2006**, *14*, 7967–7971.
31. Mitsunobu, O. The use of diethyl azodicarboxylate and triphenylphosphine in Synthesis and Transformation of natural products. *Synthesis* **1981**, 1–28.
32. Mitsunobu, O.; Takizawa, S.; Morimoto, H. Benzoylation of uridine derivatives. *J. Am. Chem. Soc.* **1976**, *98*, 7858–9.
33. Yang, M.; Ye, W.; Schneller, S.W. Preparation of carbocyclic S-adenosylazamethionine accompanied by a practical synthesis of (-)-aristeromycin. *J. Org. Chem.* **2004**, *69*, 3993–3996.
34. Seley, K.L.; Schneller, S.W.; Rattendi, D.; Lane, S.; Bacchi, C.J. Synthesis and antitrypanosomal activities of a series of 7-deaza-5'-noraristeromycin derivatives with variations in the cyclopentyl ring substituents. *Antimicrob. Agents Chemother.* **1997**, *41*, 1658–1661.
35. Luche, J.-L.; Rodriguez-Hahn, L.; Crabbe, P. Reduction of Natural enones in the presence of cerium trichloride. *J. Chem. Soc., Chem. Commun.* **1978**, 601–602.
36. Bergstrom, D.E.; Brattesani, A.J.; Ogawa, M.K.; Reddy, P.A.; Schweickert, M.J.; Balzarini, J.; De Clercq, E. Antiviral activity of C-5 substituted tubercidin analogues. *J. Med. Chem.* **1984**, *27*, 285–92.